

GLOBAL ECONOMY REOPENING TRACKER

August 11, 2020



GLOBAL ECONOMY REOPENING TRACKER

INTRODUCTION

While the COVID-19 health crisis continues to impact markets across the globe, economic reopening is underway. Governments, health organizations and businesses are working together to reopen multiple sectors of the global economy to enable employees and citizens to reenter workplaces and venues.

The Cushman & Wakefield Global Economy Reopening Tracker provides a vantage into the changing landscape of economic and social activity across major markets around the world. The dynamics and details of reopening vary from city-to-city and country-to-country. This is not an exhaustive list.

HOW TO READ THE REOPENING TRACKER

1. On the global and regional maps, the openness of markets and countries across the Americas, Asia Pacific and Europe is illustrated by one of five colors based upon its overall openness percentage. Less open (lower scores) are shades of red, while more open (higher scores) are shades of green.
2. The Summary Table provides a snapshot of overall openness percentage, which corresponds to the global and regional maps. It also outlines the openness of each market and country across ten (10) components of the economy, denoting which are currently open (dark blue), partially open (light blue) or remain closed (dark gray). These components are:
 - Essential Services
 - Borders
 - Manufacturing
 - Schools
 - Construction Sites
 - Retail
 - Personal Services
 - Entertainment / Food & Beverage
 - Office-based Working
 - Public Gatherings
3. Finally, detailed [data tables](#) provide yet more information on the governmental, economic and social activity that impacts reopening across these markets and countries.



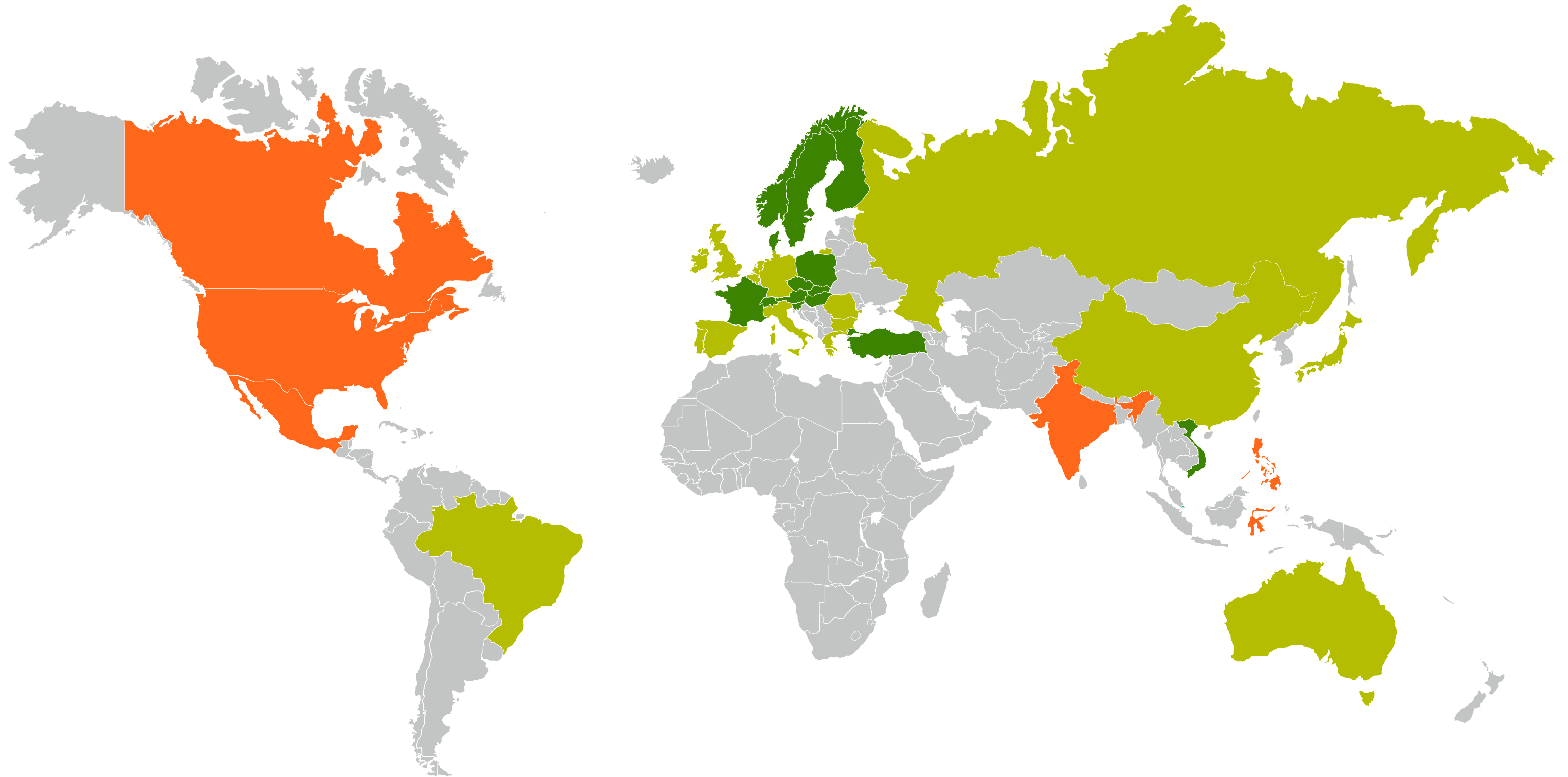
GLOBAL REOPENING STATUS



CUSHMAN &
WAKEFIELD



C&W
SERVICES



● 20% or under open

● 21% - 40% open

● 41% - 60% open

● 61% - 80% open

● 81% - 100% open

= Fully open and unrestricted
 = Partially open or with imminent plans to open
 = Closed

August 11, 2020

| Global Region | Country | Market (If Applicable) | OVERALL OPENNESS | ESSENTIAL SERVICES | BORDERS | MANUFACTURING | SCHOOLS | CONSTRUCTION SITES | RETAIL | PERSONAL SERVICES | ENTERTAINMENT / F&B | OFFICE-BASED WORKING | PUBLIC GATHERINGS |
|---------------|---------------|-------------------------|------------------|--------------------|----------------|----------------|----------------|--------------------|----------------|-------------------|---------------------|----------------------|-------------------|
| | | | | | | | | | | | | | |
| North America | Canada | N/A | 55% | Fully open | Partially open | Partially open | Partially open | Partially open | Partially open | Partially open | Partially open | Partially open | Partially open |
| North America | Canada | Calgary | 65% | Fully open | Partially open | Closed | Partially open | Fully open | Partially open | Partially open | Partially open | Partially open | Partially open |
| North America | Canada | Edmonton | 65% | Fully open | Partially open | Closed | Partially open | Fully open | Partially open | Partially open | Partially open | Partially open | Partially open |
| North America | Canada | Montreal | 55% | Fully open | Partially open | Partially open | Partially open | Partially open | Partially open | Partially open | Partially open | Partially open | Partially open |
| North America | Canada | Toronto | 70% | Fully open | Partially open | Closed | Partially open | Fully open | Fully open | Partially open | Partially open | Partially open | Partially open |
| North America | Canada | Vancouver | 65% | Fully open | Partially open | Partially open | Partially open | Partially open | Partially open | Partially open | Partially open | Partially open | Partially open |
| North America | Mexico | N/A | 55% | Fully open | Partially open | Closed | Partially open | Partially open | Partially open | Partially open | Partially open | Closed | Partially open |
| North America | Mexico | Mexico City | 55% | Fully open | Partially open | Closed | Partially open | Partially open | Partially open | Partially open | Partially open | Closed | Partially open |
| North America | United States | N/A | 60% | Fully open | Partially open | Closed | Partially open | Partially open | Partially open | Partially open | Partially open | Partially open | Partially open |
| North America | United States | Atlanta | 75% | Fully open | Partially open | Partially open | Partially open | Fully open | Fully open | Partially open | Partially open | Partially open | Partially open |
| North America | United States | Austin | 60% | Fully open | Partially open | Closed | Partially open | Partially open | Partially open | Partially open | Partially open | Partially open | Partially open |
| North America | United States | Boston | 50% | Fully open | Partially open | Closed | Partially open | Partially open | Partially open | Partially open | Partially open | Partially open | Partially open |
| North America | United States | Charlotte | 60% | Fully open | Partially open | Closed | Partially open | Partially open | Partially open | Partially open | Partially open | Partially open | Partially open |
| North America | United States | Chicago | 65% | Fully open | Partially open | Closed | Partially open | Fully open | Partially open | Partially open | Partially open | Partially open | Partially open |
| North America | United States | Dallas | 55% | Fully open | Partially open | Partially open | Partially open | Partially open | Partially open | Partially open | Partially open | Partially open | Partially open |
| North America | United States | Denver | 60% | Fully open | Partially open | Closed | Partially open | Partially open | Partially open | Partially open | Partially open | Partially open | Partially open |
| North America | United States | Detroit | 55% | Fully open | Partially open | Closed | Partially open | Partially open | Partially open | Partially open | Partially open | Partially open | Partially open |
| North America | United States | North & Central Florida | 60% | Fully open | Partially open | Closed | Partially open | Partially open | Partially open | Partially open | Partially open | Partially open | Partially open |
| North America | United States | South Florida | 60% | Fully open | Partially open | Closed | Partially open | Partially open | Partially open | Partially open | Partially open | Partially open | Partially open |
| North America | United States | Houston | 55% | Fully open | Partially open | Partially open | Partially open | Partially open | Partially open | Partially open | Partially open | Partially open | Partially open |
| North America | United States | Indianapolis | 70% | Fully open | Partially open | Partially open | Partially open | Partially open | Partially open | Partially open | Fully open | Partially open | Partially open |
| North America | United States | Los Angeles | 45% | Fully open | Partially open | Closed | Partially open | Partially open | Partially open | Closed | Closed | Partially open | Partially open |
| North America | United States | Nashville | 50% | Fully open | Partially open | Closed | Partially open | Partially open | Partially open | Partially open | Partially open | Closed | Partially open |
| North America | United States | New Jersey | 60% | Fully open | Partially open | Closed | Partially open | Partially open | Partially open | Partially open | Partially open | Partially open | Partially open |
| North America | United States | New York (Manhattan) | 60% | Fully open | Partially open | Closed | Partially open | Partially open | Partially open | Partially open | Partially open | Partially open | Partially open |
| North America | United States | Orange County | 45% | Fully open | Partially open | Closed | Partially open | Partially open | Partially open | Closed | Closed | Partially open | Partially open |
| North America | United States | Philadelphia | 80% | Fully open | Fully open | Fully open | Partially open | Fully open | Fully open | Partially open | Partially open | Partially open | Partially open |

NORTH AMERICA

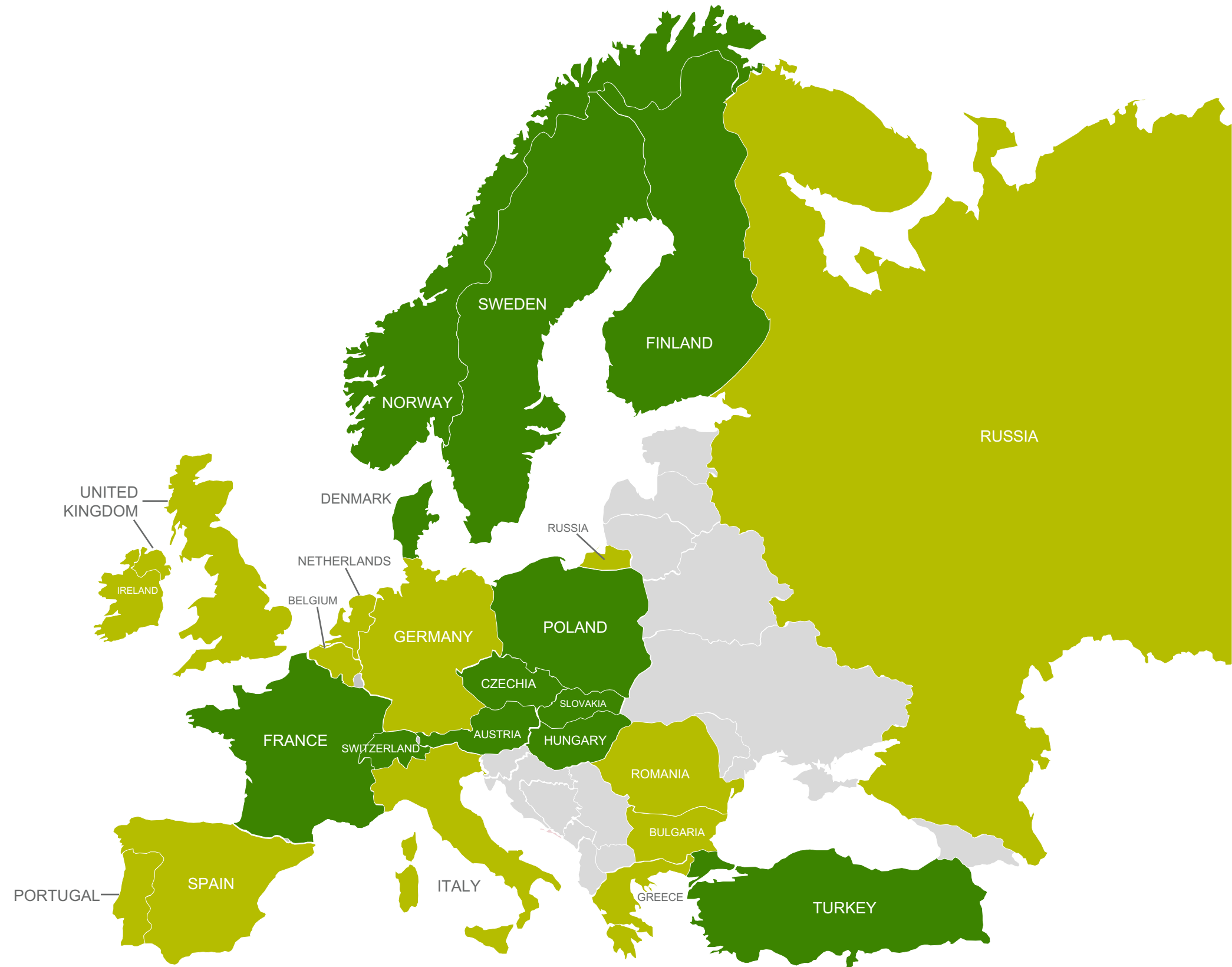


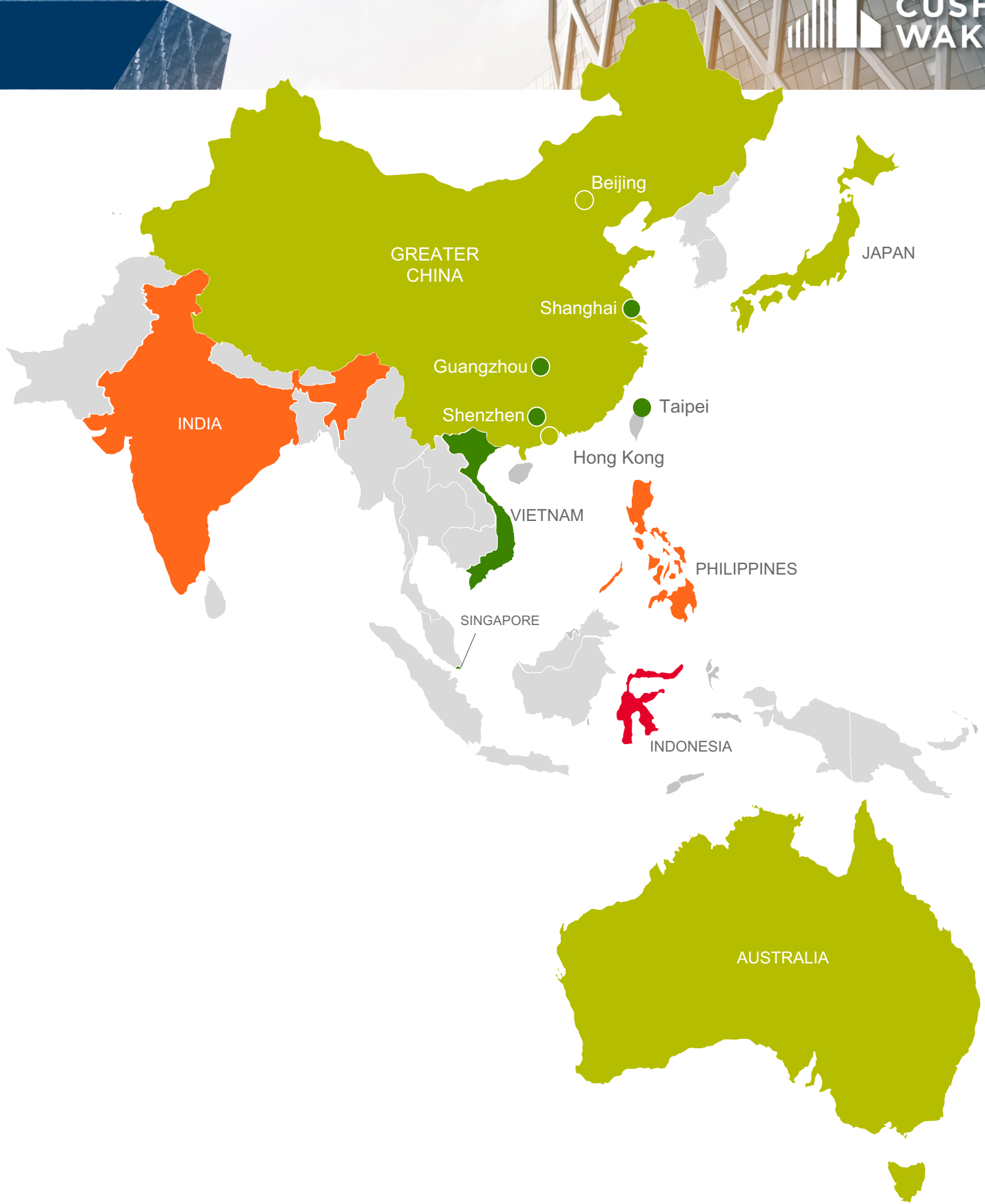
CENTRAL & SOUTH AMERICA



- 20% or under open
- 21% - 40% open
- 41% - 60% open
- 61% - 80% open
- 81% - 100% open

- 20% or under open
- 21% - 40% open
- 41% - 60% open
- 61% - 80% open
- 81% - 100% open





Cushman & Wakefield (NYSE: CWK) is a leading global real estate services firm that delivers exceptional value for real estate occupiers and owners. Cushman & Wakefield is among the largest real estate services firms with approximately 53,000 employees in 400 offices and 60 countries. In 2019, the firm had revenue of \$8.8 billion across core services of property, facilities and project management, leasing, capital markets, valuation and other services. To learn more, visit www.cushmanwakefield.com or follow @CushWake on Twitter.

DAVID C. SMITH

Global Head of Occupier Insights
david.smith4@cushwake.com

DAVID HUTCHINGS

International Partner,
Head of Investment Strategy
EMEA Capital Markets
david.hutchings@eur.cushwake.com

DAVID BITNER

Global Head of Investor Insights
david.bitner@cushwake.com

DOMINIC BROWN

Head of Insight & Analysis, Asia Pacific
dominic.brown@cushwake.com

© 2020 Cushman & Wakefield.
All rights reserved.

